

# Visual Assessment in Preparation for Online Learning

Alyssa L. Parz, OD, FCOVD

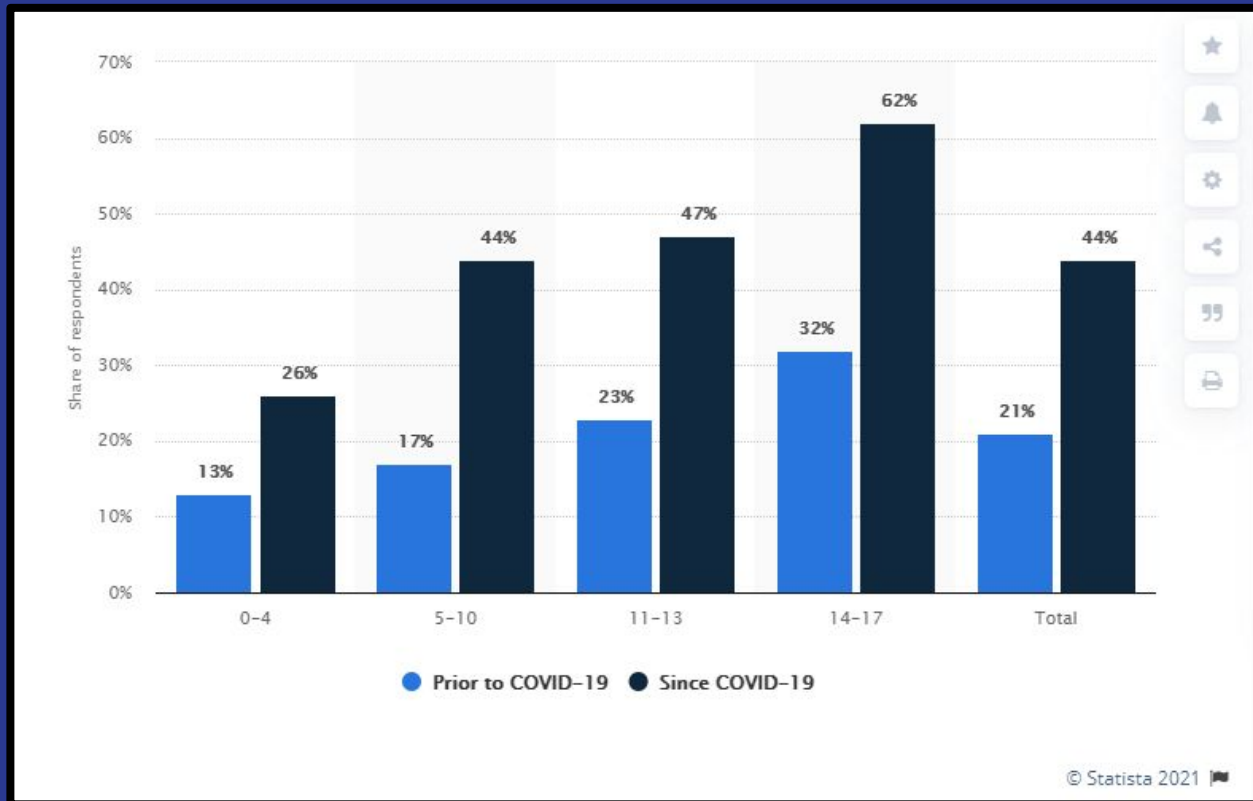


# Average Amount of Screen Time by Age

Age Group (in years)	Daily Average of Screen Time	Year Data Was Collected
Under 2	42 minutes	2017
2-4	2 hours, 39 minutes	2017
5-8	2 hours, 59 minutes	2017
8-12	4 hours, 44 minutes	2019
13-18	7 hours, 22 minutes	2019

Rideout, Vicky; Robb, Michael, B. (2019). "The Common Sense census: Media use by tweens and teens, 2019  
Rideout, Vicky; Robb, Michael, B. (2019). "The Common Sense census: Media use by tweens and teens, 2019

# Increase in Screen Time Post COVID



# Often unrecognized, yet... vision problems can affect a child's reading and learning

- Affect a significantly high percentage of children 6-18 years old
- Occurs equally among boys and girls
- Impacts reading performance
- Often associated with learning problems
- Often associated with behavioral problems
- Typically have 20/20 eyesight!

# Vision....More than Acuity

- Vision is a process
- Good vision requires the skillful input of visual information
- Good vision requires the skillful processing of visual information
- Good vision requires the skillful integration of the visual system with other sensory systems in order to make use of visual information

# Eyesight vs Vision

**Eyesight:** The measurement of how clearly we see at certain distances

- Nearsighted
- Farsighted
- Astigmatism

- **Vision:**

- Eye Teaming (Binocular Vision)
- Focusing System (Accommodation)
- Eye Tracking (Oculomotor)
- Depth Perception
- Peripheral Vision
- Visual Motor Integration
- Visual Vestibular Integration
- Visual Laterality
- Visual Directionality
- Visual Spatial
- Visual Closure
- Visual Discrimination
- Visual Memory
- Visual Sequential Memory
- Visual Figure Ground

## 20/20 VISION IS **NOT** ENOUGH

A vision test **does not** test:

- A Child's focusing ability -
- Tracking -
- Visual perception skills -

A child that sees like this can pass a vision screening.

A child that sees like this can pass a vision screening.

A child that sees like this can pass a vision screening.

A child that sees like this can pass a vision screening.

THIS IS 20/30 VISION



AXI2YD

Many children **pass** their annual school vision screening, or the pediatrician's eye chart, but **remain undiagnosed** with problems of the visual system.

**So, is it any wonder why your child can't sit still for 20 minutes to do homework?**

80% of the neurological pathways in the brain connect with the visual system!



## **During an online reading task a child with a vision related learning problem will typically**

- Struggle even though he/she is very bright
- Need to use their finger or a marker to keep their place
- His/her ability to read is worse when the print gets smaller
- Miscalls easy words like “this” or “the”
- Adopts an unusual posture/head tilt when reading
- Struggles with concentration
- Takes longer to complete assignments

# Visual Assessment

## Developmental Vision Examination Includes:

- Comprehensive Eye Exam- Asses if glasses needed, evaluation of eye health
- Evaluation of Eye Teaming-Eye alignment, convergence/divergence ranges and flexibility
- Evaluation of Eye Tracking-Pursuits and saccades
- Evaluation of Focusing System-Accommodative strength, accuracy, and flexibility

# Common Diagnoses

## Convergence Insufficiency

Imagine how strenuous it would be if while reading you were seeing double.

## Accommodative Dysfunction

The child may complain of blurred vision while reading or will just give up quickly when reading.

## Oculomotor Dysfunction

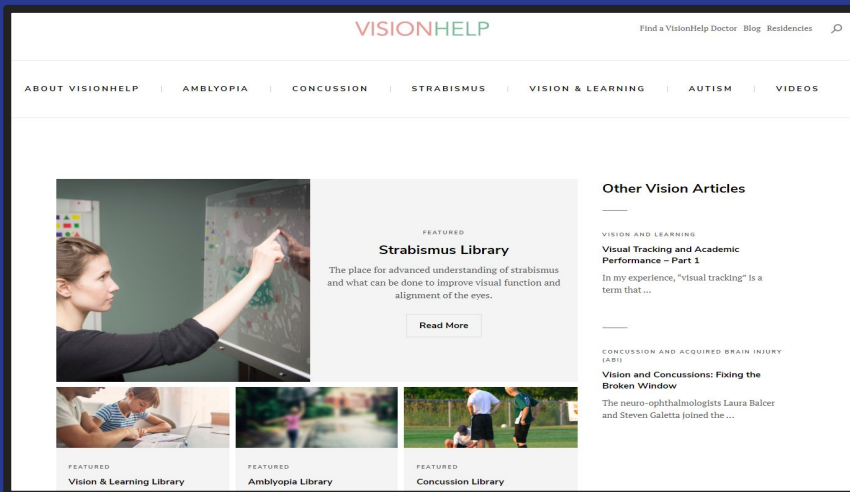
It is hard to pay attention to what the meaning is when words seem to jump around on the page.

# Assessment Of Visual Processing

## Evaluation Includes:

- Eye Movements for Reading
- Visual Motor Coordination
- Left/Right Awareness
- Reversals
- Visual Discrimination
- Visual Closure
- Visual Memory
- Visual Form Constancy
- Visual Spatial Relationships
- Visual Sequential Memory
- Visual Figure Ground

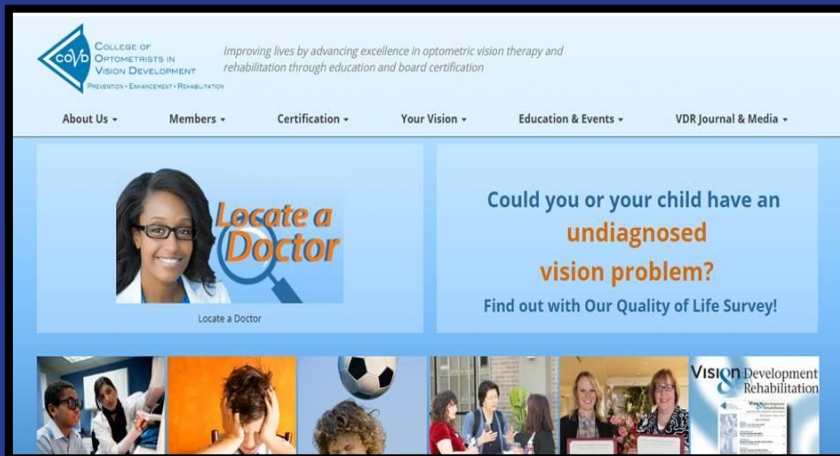
# Online Resources



[www.visionhelp.com](http://www.visionhelp.com)



[www.visionhelp.wordpress.com](http://www.visionhelp.wordpress.com)




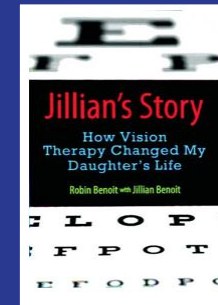

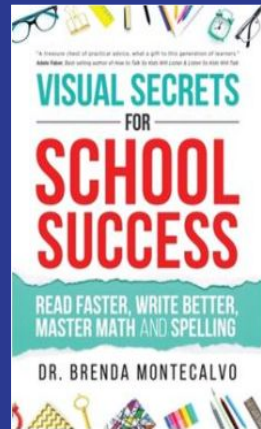



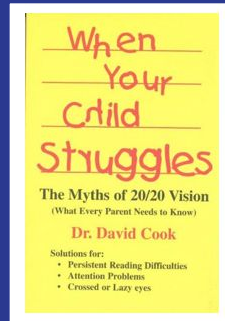

[www.covd.org](http://www.covd.org)



[www.oepf.org](http://www.oepf.org)



# Printed Resources



# Research

1. Evans, B., Stevenson, S. 2008. 'The pattern glare test: a review and determination of normative values. *Ophthal. Physiol. Opt.* 28: 295-309.
2. Griffiths, G. et al. 2017. 'The comparative rate of reading speed test – Introducing a reading speed test to measure the rate of individual character recognition or tracking speed.' Contact [www.svuk.info](http://www.svuk.info).
3. Griffiths, G., et al. 2017. 'The effect of optical and prismatic correction on the rate of individual character recognition.' Pending publication. Contact [www.svuk.info](http://www.svuk.info).
4. Mohan A, Sen P, Shah C, Jain E, Jain S. Prevalence and risk factor assessment of digital eye strain among children using online e-learning during the COVID-19 pandemic: Digital eye strain among kids (DESK study-1). *Indian J Ophthalmol.* 2021 Jan;69(1):140-144. doi: 10.4103/ijo.IJO\_2535\_20. PMID: 33323599.
5. Vagge A, Giannaccare G, Scarinci F, Cacciamani A, Pellegrini M, Bernabei F, Scoria V, Traverso CE, Bruzzichessi D. Acute Acquired Concomitant Esotropia From Excessive Application of Near Vision During the COVID-19 Lockdown. *J Pediatr Ophthalmol Strabismus.* 2020 Oct 20;57:e88-e91. doi: 10.3928/01913913-20200828-01. Erratum in: *J Pediatr Ophthalmol Strabismus.* 2020 Nov 1;57(6):408. PMID: 33090234.
6. Toh SH, Coenen P, Howie EK, Smith AJ, Mukherjee S, Mackey DA, et al. A prospective longitudinal study of mobile touch screen device use and musculoskeletal symptoms and visual health in adolescents. *Applied ergonomics [Internet].* 2020 May [cited 2021 Jan 26];85:103028.
7. Rai-Roche S. Lack of hard evidence on screen time prevents action. *Optician.* 2019 Feb 1; 259(6687): 6-7.
8. Lissak G. Adverse physiological and psychological effects of screen time on children and adolescents: Literature review and case study. *Environ Res.* 2018 Jul;164:149-157. doi: 10.1016/j.envres.2018.01.015. Epub 2018 Feb 27. PMID:29499467.
9. Gowrisankaran, S. & Sheedy, J. E. Computer vision syndrome: A review. *Work* 52, 303-314, doi:10.3233/WOR-152162 (2015).
10. Lee HS, Park SW, Heo H. Acute acquired comitant esotropia related to excessive Smartphone use, *BMC Ophthalmol.* 2016; 16: 37.
11. Moon JH, Kim KW, Moon NJ. Smartphone use is a risk factor for pediatric dry eye disease according to region and age: a case control study. *BMC Ophthalmol.* 2016 Oct 28;16(1):188.
12. Segui, M. D. et al. (2015). 'A reliable and valid questionnaire was developed to measure computer vision syndrome at the workplace.' *Journal of Clinical Epidemiology*, 68(6): 662-73.